

# MAXIMATOR®

## Maximum Pressure.



High Pressure Technology • Testing Equipment  
Hydraulics • Pneumatics


### Technical Data Sheet

G25-2 (L)

» Oil service

G25-2 (L) VE

» Water service



G25-2 (L)  
single acting, double air drive head  
(Standard= Bottom inlet)

#### Technical Data:

Air drive pressure:	1-10 bar / 14,5 - 145psi
Calculated Outlet Pressure at an air drive of 10 bar/145 psi:	560 bar/ 8,120 psi
Pressure ratio:	1:56
Displacement volume/double stroke	35.3 cm <sup>3</sup> / 2.15 cu.inch

#### Connections:

Inlet:	Standard: Bottom Inlet 3/4 BSP
Outlet:	3/4 BSP
Air drive:	3/4 BSP
Maximum operating temperature:	60°C
Net weight:	19.0 kg

Pressure and flow performances, please see enclosed graph.

#### Wetted materials of construction:

Seal package:	G25-2(L): Polyurethan, NBR G25-2(L)VE: UHMWPE, FKM
Pump Body:	1.4305
Piston:	1.4112 (hardened)
Fittings:	1.4571

#### Approximate Dimensions:

Height:	396 mm
Depth:	211 mm
Width:	272 mm

#### Available Options:

Seal material for oil service:	G25-2 (L)
Seal material for water service:	G25-2(L)VE
Side inlet	G25-2(L)S/ G25-2(L)VES
Special inlet and outlet ports, i.e. NPT	G25-2(L)-NPT G25-2(L)VE-NPT

Special seal material to handle special fluids on request.

#### Available Accessories:

Air control units with filter pressure regulator, control pressure gauge and shut off valve:	G25-2(L) with C2
To protect the pump against excessive outlet pressures or to limit the outlet pressure, a safety valve can be fitted to the air control unit in the air drive line:	G25-2(L) with C2/SVair (The required outlet pressure has to be indicated.)

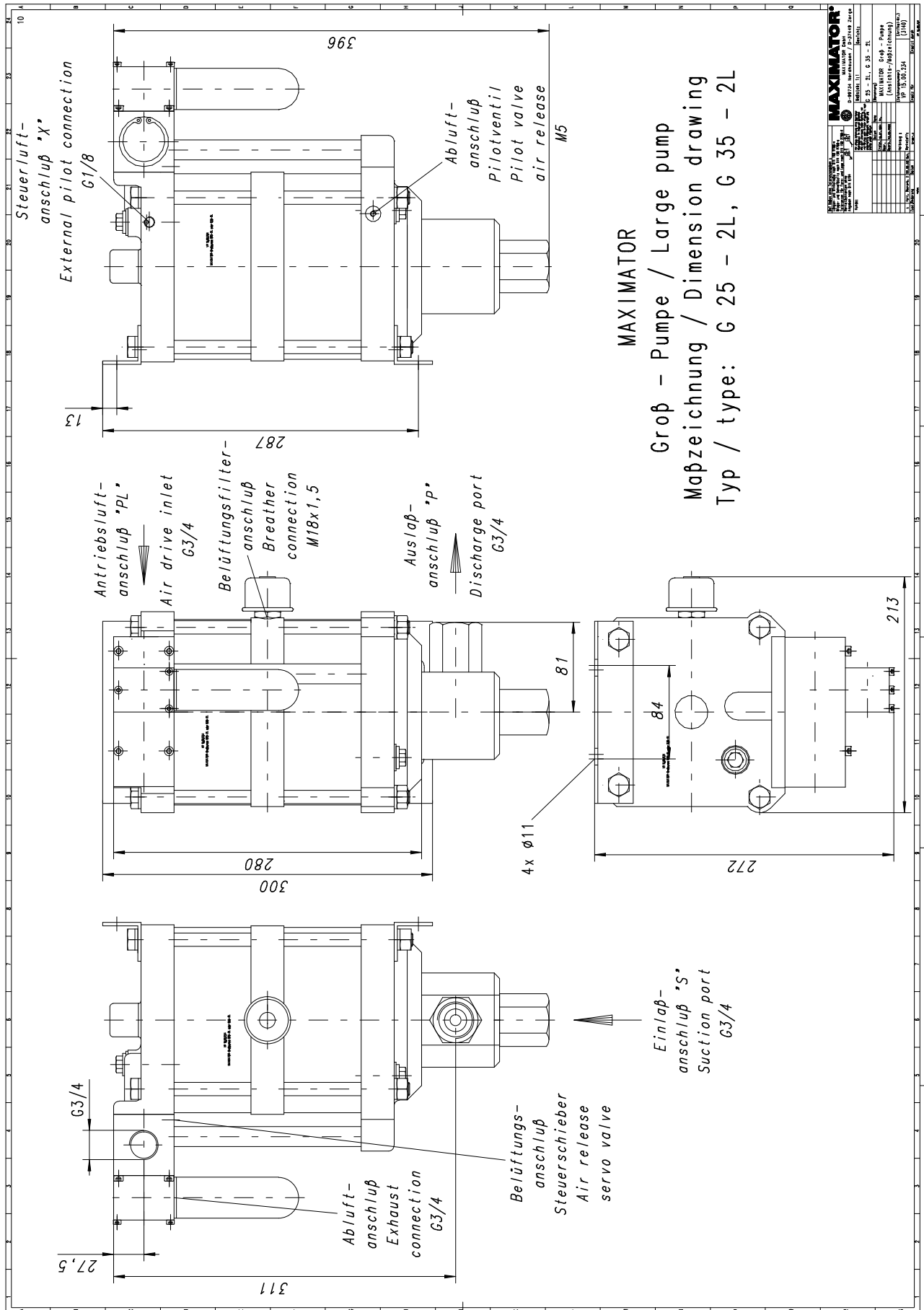
**Please consult factory for more information.** All technical and dimensional information subject to change. All General Terms and Conditions of sale, including limitations of our liability, apply to all products and services sold.

# MAXIMATOR®

## Maximum Pressure.

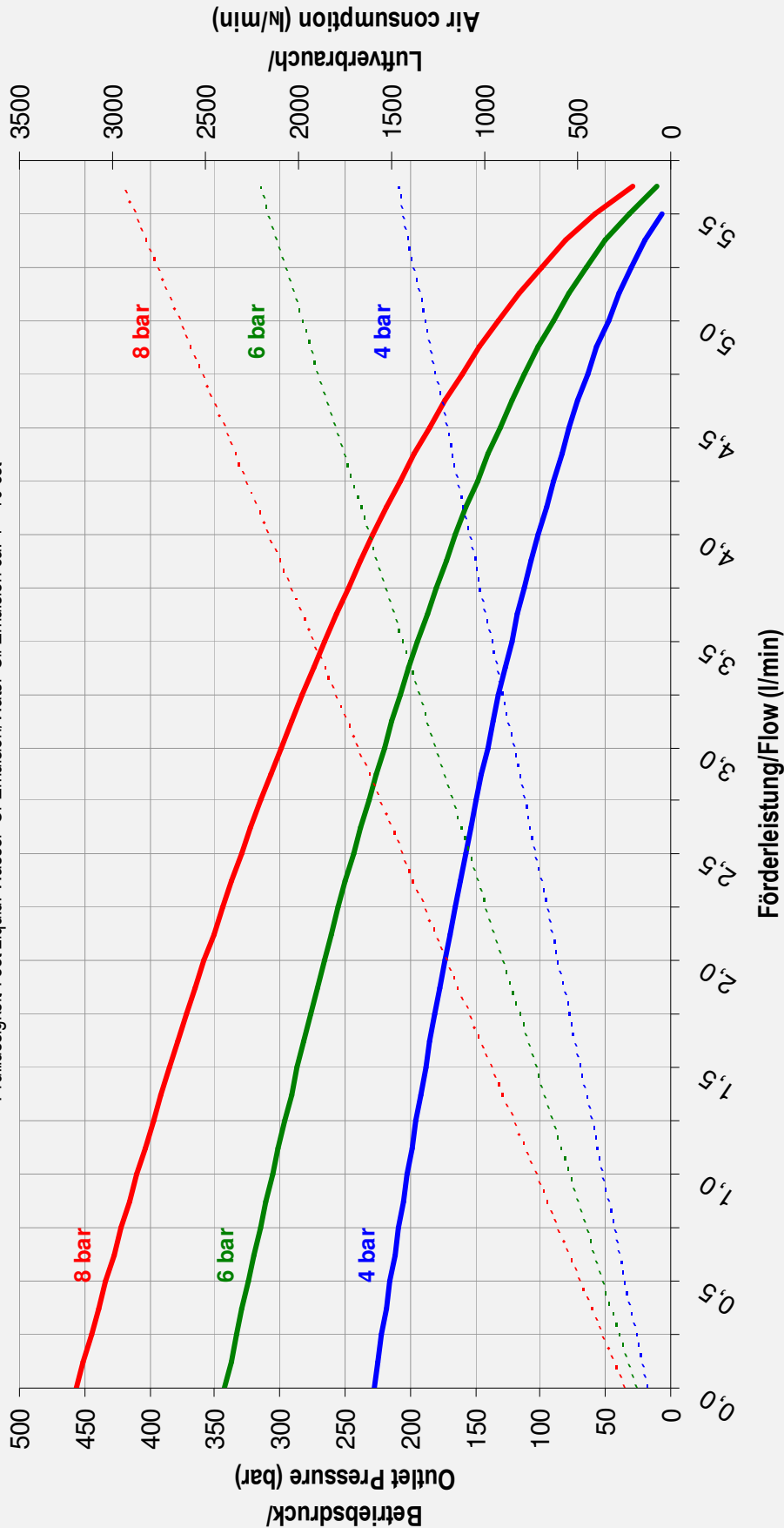


High Pressure Technology • Testing Equipment  
Hydraulics • Pneumatics



### Leistungsdiagramm/Performance Graph G 25 -2L

Prüfflüssigkeit/Test Liquid: Wasser-Öl-Emulsion/Water Oil Emulsion ca. 1 - 10 cst



- Betriebsdruck bei/Outlet Pressure at 4 bar
- Betriebsdruck bei/Outlet Pressure at 6 bar
- Betriebsdruck bei/Outlet Pressure at 8 bar
- - - Luftverbrauch bei/Air consumption at 4 bar
- - - Luftverbrauch bei/Air consumption at 6 bar
- - - Luftverbrauch bei/Air consumption at 8 bar